



# Lunchtime Trades

An activity for 1 person


## Materials



Fraction Tiles



Blackline Master #5

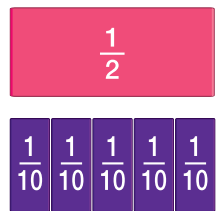


Blackline Master #6

## What to Do

1. Model fair trades you can make for one-half of a fruit snack on the Fair Trades worksheet.
2. Model fair trades you can make for two-thirds of a fruit snack.
3. Model fair trades you can make for three-fourths of a fruit snack.
4. Model fair trades you can make for three-fifths of a fruit snack.

*Let's pretend each fraction tower is a different kind of fruit snack!*



## Show Your Work

5. Color fruit snacks on the More Fair Trades worksheet to show each fraction. Name each fraction.

### The same as one-half

	<i>one-half</i>
	<i>two-fourths</i>
	<i>three-sixths</i>
	<i>four-eighths</i>








*Try this! Put different-colored fraction pieces together. Can you make 1 whole? Make a drawing to show you made 1 whole with different fraction pieces.*




# Skill Practice

Write the name of the fractions that are the same. Use the pictures to help.

1. The same as two-fourths

	_____
	_____
	_____
	_____
	_____

2. The same as three-thirds

	_____
	_____
	_____

3. The same as four-fifths

	_____
	_____