


Slicing a Pizza

An activity for 2 people



4


Materials

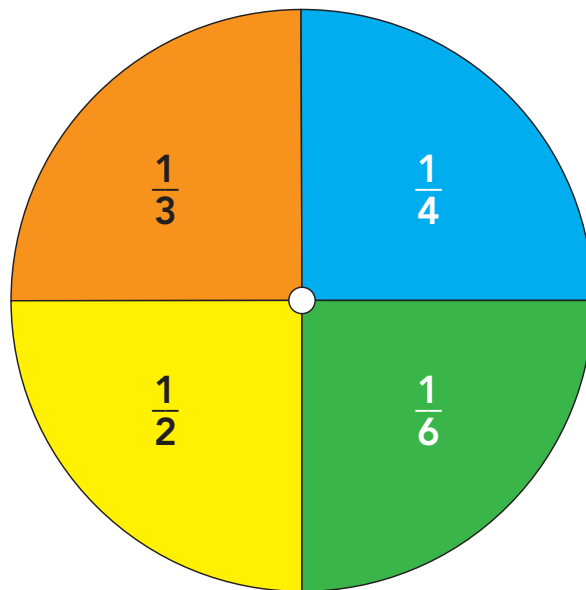


Fraction Circles





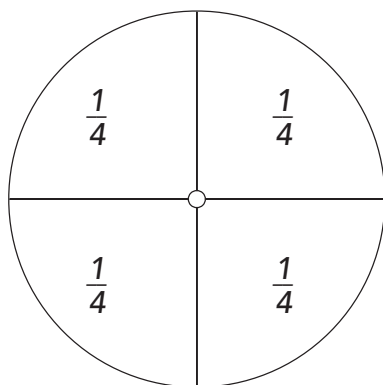
What to Do

1. On your turn, spin the spinner. Take a  that matches the color.
2. Put your fraction on the red whole. Name the fraction.
3. Predict how many people you can serve if you cut the whole pizza into equal pieces. Each piece is the size of the fraction you spun.
4. Your partner checks your prediction.



Show Your Work

5. Trace the red whole. Then trace the fraction circle to show equal pieces. Label the pieces.
6. Switch roles. Repeat Steps 1–5 three more times.



Make a whole pizza with slices of different sizes. Explain how you know you made 1 whole pizza.

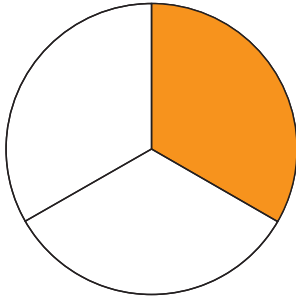
Understand fractions as equal parts of a whole.

© hand2mind®, Inc.

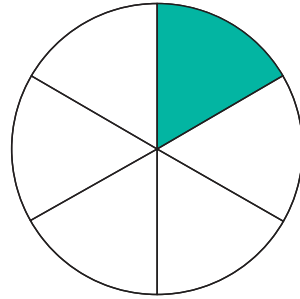
Skill Practice

Write a fraction for each shaded part.

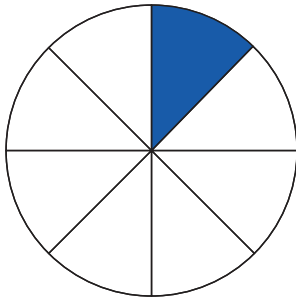
1.



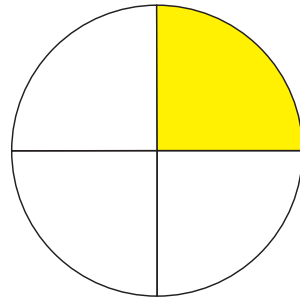
2.



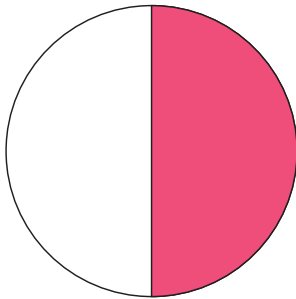
3.



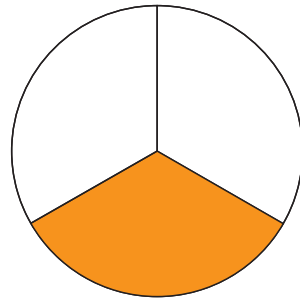
4.



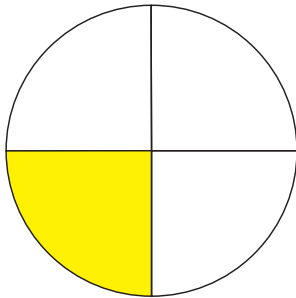
5.



6.



7.



8.

