


A collection of light blue decorative icons including a cube, numbers 1, 2, 3, a ruler, a pencil, and an apple.

Math Activities

Grade 5, Week 1


Decimals and Fractions

Day	Topic	Pages
Day 1	Add and Subtract Decimals	2–3
Day 2	More Add and Subtract Decimals	4–5
Day 3	Multiply Decimals	6–7
Day 4	Divide Decimals	8–9
Day 5	Add Fractions with Unlike Denominators	10–11

A collection of light blue decorative icons including a flask with bubbles, leaves, and an atom.

Use this packet of activities to help children practice their Math skills.

For video lessons and additional resources, visit hand2mind.com/home-learning



Day 1



Find the value of each underlined digit using *tenths*, *hundredths*, or *thousandths*.

1. 0.64

6 tenths _____

2. 0.98

3. 0.51

4. 0.10

5. 0.83

6. 0.55

7. 0.125

8. 0.594

9. 0.891

10. 0.001

11. 0.025

12. 0.044

13. 0.131

14. 0.664

15. 0.543

16. 0.120

Permission is granted for limited reproduction of pages for in-home use and not for resale.



Day 1 (Cont'd)

Fill in the blanks in the following equations with a digit between 1–9. The answer to each decimal addition problem should be less than 1.

1. 0.3
 $+0.\square$

2. 0.6
 $+0.\square$

3. 0.2
 $+0.\square$

4. $0.\square$
 $+0.1$

5. 0.8
 $+0.\square$

6. $0.\square$
 $+0.5$

7. $0.\square$
 $+0.9$

8. 0.4
 $+0.\square$

9. $0.\square$
 $+0.7$

Fill in the blanks in the following equations with a digit between 1–9. The answer to each decimal subtraction problem should be greater than 0.

1. 0.3
 $-0.\square$

2. 0.6
 $-0.\square$

3. 0.2
 $-0.\square$

4. $0.\square$
 -0.1


5. 0.9
 $-0.\square$

6. $0.\square$
 -0.5

7. $0.\square$
 -0.8

8. 0.4
 $-0.\square$

9. $0.\square$
 -0.7



Day 2



Round each decimal to the nearest *one*, *tenth*, and *hundredth*.

1. 3.819

one _____

tenth _____

hundredth _____

2. 0.248

one _____

tenth _____

hundredth _____

3. 7.925

one _____

tenth _____

hundredth _____

4. 1.237

one _____

tenth _____

hundredth _____

5. 5.023

one _____

tenth _____

hundredth _____

6. 2.394

one _____

tenth _____

hundredth _____

7. 3.239

one _____

tenth _____

hundredth _____

8. 4.605

one _____

tenth _____

hundredth _____

Permission is granted for limited reproduction of pages for in-home use and not for resale.



Day 2 (Cont'd)

Roll dice to generate a 4-digit number that includes *tenths* and *hundredths*. Complete the subtraction equations below. If you do not have dice, use a random number generator.

1. $100 - \underline{\quad}.\underline{\quad}\underline{\quad} = \underline{\quad}$

2. $200 - \underline{\quad}.\underline{\quad}\underline{\quad} = \underline{\quad}$

3. $300 - \underline{\quad}.\underline{\quad}\underline{\quad} = \underline{\quad}$

4. $400 - \underline{\quad}.\underline{\quad}\underline{\quad} = \underline{\quad}$

5. $500 - \underline{\quad}.\underline{\quad}\underline{\quad} = \underline{\quad}$

6. $600 - \underline{\quad}.\underline{\quad}\underline{\quad} = \underline{\quad}$

7. $700 - \underline{\quad}.\underline{\quad}\underline{\quad} = \underline{\quad}$







8. $800 - \underline{\quad}.\underline{\quad}\underline{\quad} = \underline{\quad}$

9. $900 - \underline{\quad}.\underline{\quad}\underline{\quad} = \underline{\quad}$

10. $1000 - \underline{\quad}.\underline{\quad}\underline{\quad} = \underline{\quad}$

Day 3

Fill out the area model for each decimal multiplication problem.
Count the squares in the overlapping area. Solve the problem.

Problem	Area Model	Overlapping Squares	Answer
0.2×0.5		10	10 out of 100 squares = 0.1
0.3×0.7			__ out of 100 squares = ____
0.4×0.6			__ out of 100 squares = ____
0.6×0.3			__ out of 100 squares = ____
0.7×0.7			__ out of 100 squares = ____
0.9×0.8			__ out of 100 squares = ____



Day 3 (Cont'd)

Multiply. Make area models to help.

1. $0.7 \times 0.8 =$

2. $0.6 \times 0.9 =$

3. $0.5 \times 0.5 =$

4. $0.4 \times 0.8 =$

5. $0.2 \times 0.6 =$

6. $0.3 \times 0.7 =$

7. $0.9 \times 0.9 =$

8. $0.5 \times 0.3 =$

9. $0.5 \times 0.8 =$

10. $1.2 \times 0.2 =$

11. $1.5 \times 0.6 =$

12. $2.1 \times 1.2 =$

Day 4

Fill out the area model for each decimal division problem.
Count the groups. Solve the problem.

Problem	Area Model	Groups	Answer
$0.8 \div 0.2$		4	$0.8 \div 0.2 = 0.4$
$0.9 \div 0.3$			$0.9 \div 0.3 = \underline{\quad}$
$0.6 \div 0.2$			$0.6 \div 0.2 = \underline{\quad}$
$0.4 \div 0.1$			$0.4 \div 0.1 = \underline{\quad}$
$0.8 \div 0.4$			$0.8 \div 0.4 = \underline{\quad}$
$0.6 \div 0.3$			$0.6 \div 0.3 = \underline{\quad}$



Day 4 (Cont'd)

Add, subtract, multiply, or divide.

1. $0.25 + 0.9 =$ _____

2. $0.5 \times 0.75 =$ _____

3. $1.0 + 0.125 =$ _____

4. $0.33 + 0.6 =$ _____

5. $1.05 - 0.9 =$ _____

6. $1.2 \div 0.5 =$ _____

7. $2.0 \div 0.8 =$ _____


8. $1.3 - 0.6 =$ _____

9. $2.3 \times 0.33 =$ _____

10. $2.05 \times 0.75 =$ _____

11. $3.75 \div 0.75 =$ _____

12. $1.25 - 0.8 =$ _____



Day 5



Fill out the area model for each fraction addition problem. Draw a model of the problem. Solve the problem.

Problem	Model	Answer
$\frac{1}{5} + \frac{2}{3}$		$\frac{13}{15}$
$\frac{2}{8} + \frac{1}{3}$		
$\frac{3}{5} + \frac{3}{4}$		
$\frac{3}{7} + \frac{2}{3}$		
$\frac{2}{5} + \frac{3}{10}$		
$\frac{3}{4} + \frac{1}{12}$		



Day 5 (Cont'd)

Add. Write the answer in simplest form. Draw a model of your problem. Use fraction tiles or Cuisenaire® Rods, if available.

1. $\frac{1}{5} + \frac{3}{5} =$ _____

2. $\frac{6}{12} + \frac{3}{12} =$ _____

3. $\frac{7}{8} + \frac{3}{8} =$ _____

4. $\frac{8}{10} + \frac{6}{10} =$ _____

5. $\frac{1}{3} + \frac{5}{6} =$ _____

6. $\frac{5}{8} + \frac{4}{12} =$ _____

7. $\frac{5}{6} + \frac{7}{10} =$ _____

8. $\frac{2}{3} + \frac{7}{8} =$ _____

9. $\frac{5}{5} + \frac{7}{4} =$ _____

10. $\frac{4}{6} + \frac{5}{3} =$ _____

11. $\frac{10}{8} + \frac{2}{4} =$ _____

12. $\frac{3}{2} + \frac{5}{4} =$ _____

13. $\frac{8}{4} + \frac{12}{8} =$ _____

14. $\frac{11}{10} + \frac{8}{5} =$ _____