

# Syllable Train

An activity for 2 to 4 people



## Materials



## What To Do


1. Put the picture rods in the bag. Pick a rod.



2. Say the picture name.



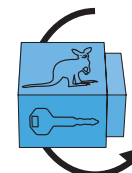
3. Tap the syllables.



4. Blend the syllables to say the word again.



5. Turn the picture rod. Say and tap the syllables in all 4 picture names.




6. Work until you and your partner have each done 5 picture rods.



## Learn More!

Make a picture train with a short-long word pattern.



Look around your classroom. Find things with short names and long names.

Draw them on your paper.

Put dots and numbers below the pictures to show the syllables.



**Helper's Note:** Children might need an older buddy or an adult to help them complete this activity. Remind children to tap out the syllables of all 4 pictures on each picture rod.

**Purpose:** To segment and blend syllables in words.

